




Stop chasing ghosts: A smarter way to tune PostgreSQL performance

Ellyne Phneah
DBtune







THE "GHOSTS" ARE THE SYMPTOMS



"High CPU Usage" Alerts



"Query Duration Spikes"



Vague "App Is Slow" Complaints



RYLE'S GHOST IN THE MACHINE










Workload fingerprinting





Pillar 1: Tune the machine

[Home](#) [How it works](#) 

Parameters of your system

DB version what is this?

OS Type what is this?

DB Type what is this?

Total Memory (RAM) what is this?

Number of CPUs what is this?

Number of Connections what is this?

Data Storage what is this?

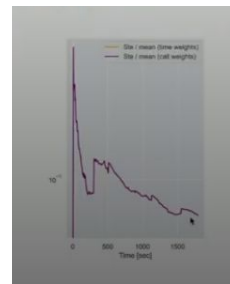
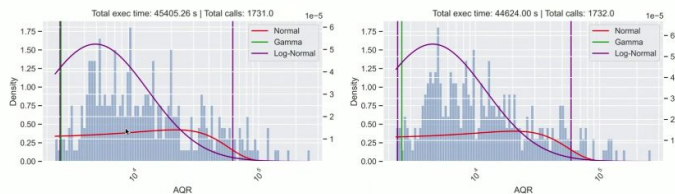
You need provide basic information about your hardware configuration, where is working PostgreSQL database. Results will be calculated after clicking "Generate" button

More information about "DB Type" setting:

- Web Application (web)
 - Typically CPU-bound
 - DB much smaller than RAM
 - 90% or more simple queries
- Online Transaction Processing (oltp)
 - Typically CPU- or I/O-bound
 - DB slightly larger than RAM to 1TB
 - 20-40% small data write queries
 - Some long transactions and complex read queries
- Data Warehouse (dw)
 - Typically I/O- or RAM-bound
 - Large bulk loads of data
 - Large complex reporting queries
 - Also called "Decision Support" or "Business Intelligence"
- Desktop application
 - Not a dedicated database
 - A general workstation, perhaps for a developer
- Mixed type of application
 - Mixed DW and OLTP characteristics
 - A wide mixture of queries

Pillar 2: Hunt the ghosts

AQR noise distribution: Sorted in descending total exec time order





Performance tuning is a science, not an art

ellyne@dbtune.com

